

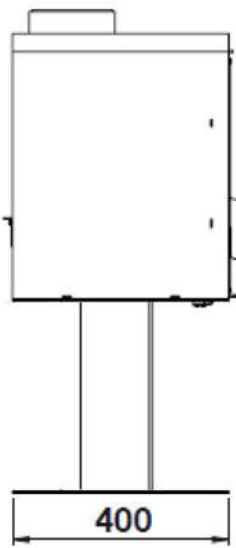
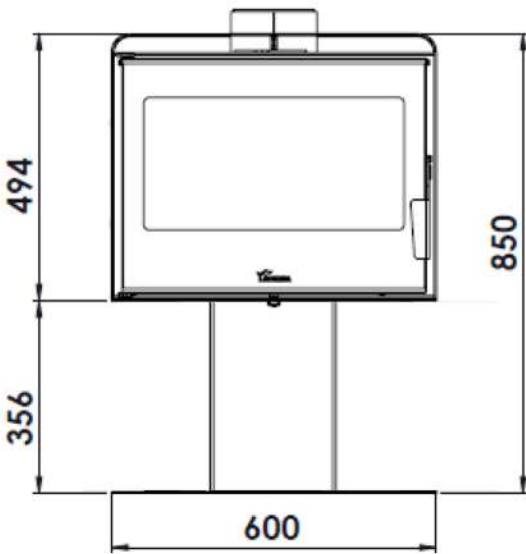
STEEL

# Atlantic 601



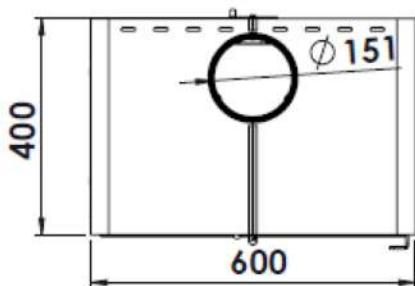
### ecoDESIGN Ready!

Efficiency	CO Emissions	NOx Emissions	OGC Emissions	Particles	Heat output range	Nominal HD	Flue socket	Weight	Firewood	Heating vol.	Heating area
85 %	0,04 %	111 mg	28 mg	12 mg	8,5-15,5 kW	12 kW	Ø 150 mm	90 kg	50 cm	267 m <sup>3</sup>	107 m <sup>2</sup>



External Firebox	600 x 850 x 400 mm
	530 x 220 x 280 mm

Width x Height x Depth



- Steel wood stove.
- Printed glass.
- Firebox material: Vermiculite.
- Cast iron grate.
- **Double Combustion system with independent control.**
- Two controls for combustion.



## FLAMME ROUGE